

A Focus on Windows Updates

Ken Cook
28 May 2015
Pleasanton Senior Center
PC User Group

Agenda

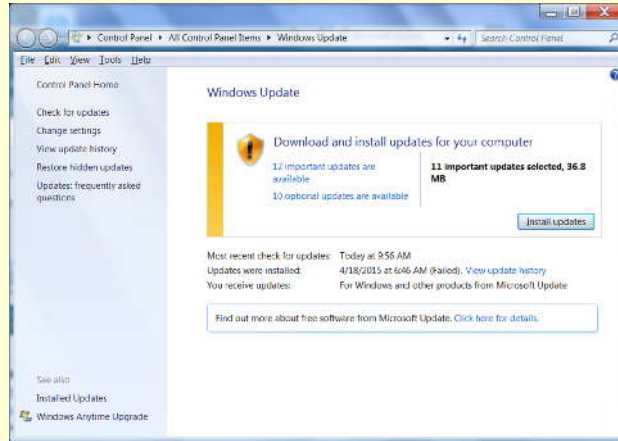
A Focus on Windows Updates

- Repeated Windows updates at shutdown
- Windows Update error messages
- Updates which fail (message at startup or completion)

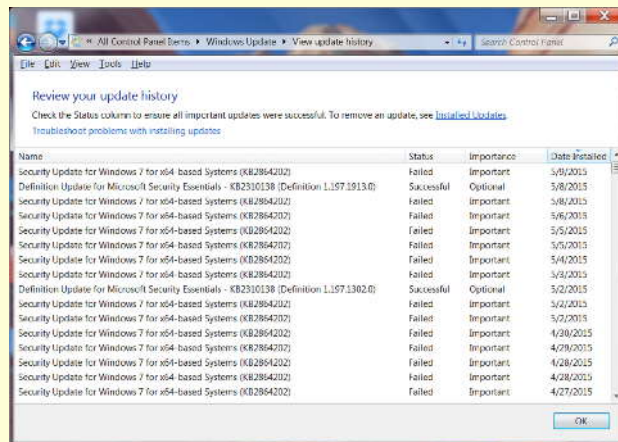
- How often to check History?
- Update schedule(s)

Be advised: screen shots come from multiple computers and different versions of Windows

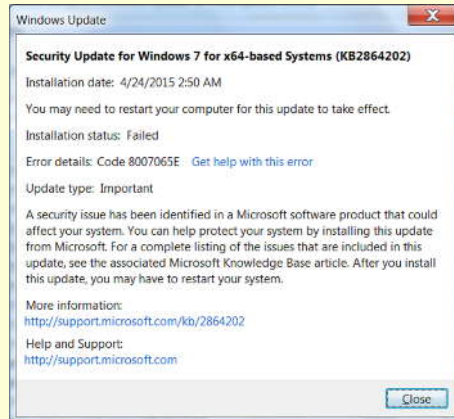
A Focus on Windows Updates



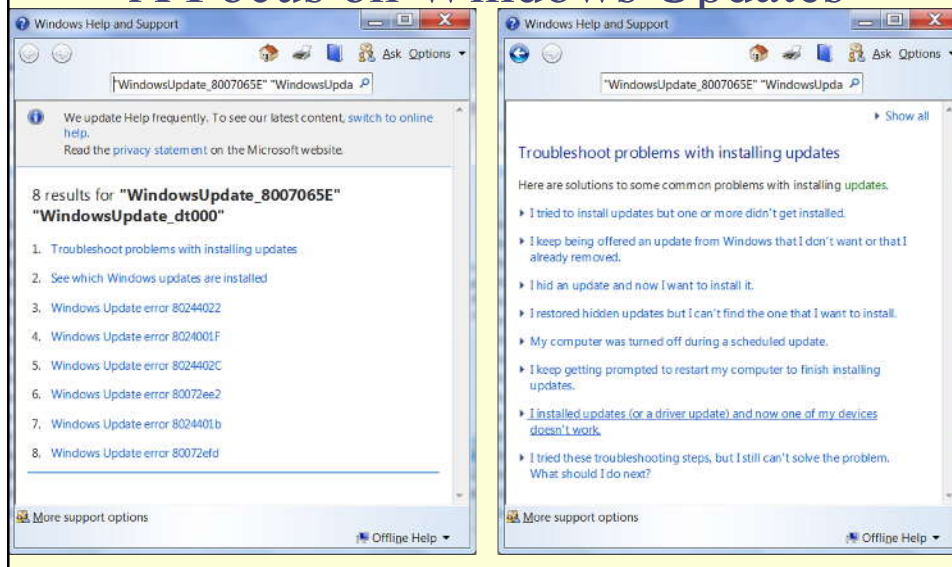
A Focus on Windows Updates



A Focus on Windows Updates

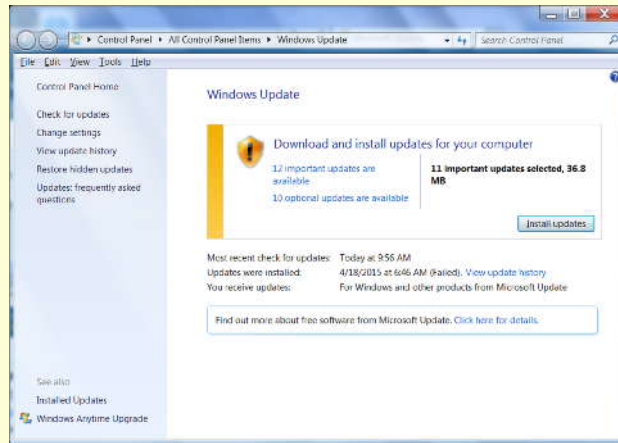


A Focus on Windows Updates

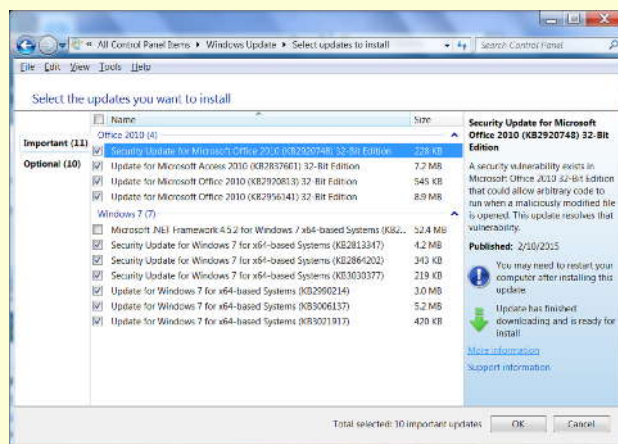


A Focus on Windows Updates

Return here



A Focus on Windows Updates



Click the box to the left of Name twice to clear all. Then click the box for the troublesome update.

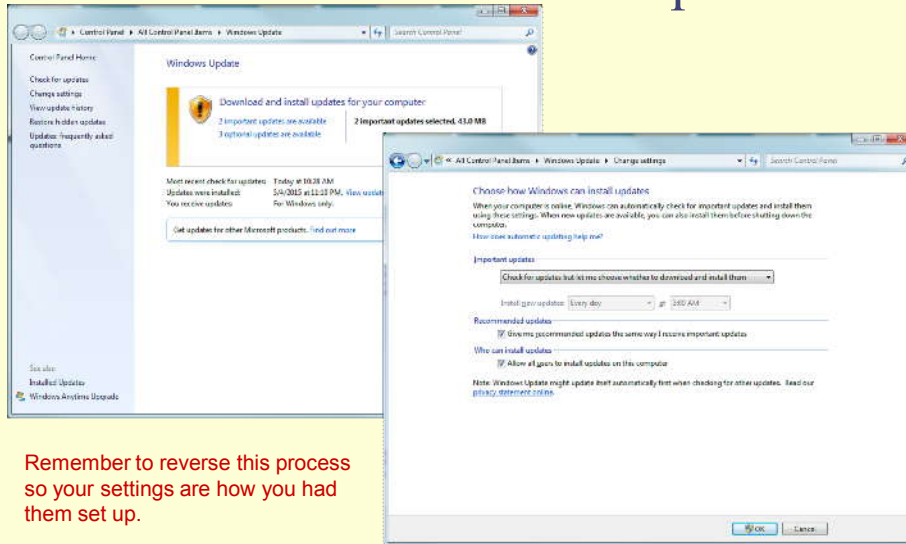
A Focus on Windows Updates



A Focus on Windows Updates

- If you can't run the single (problem) update because Automatic Update processing is active and underway, then you need to temporarily turn off automatically applying updates from Microsoft and after a reboot (to apply those which are updating), try again.

A Focus on Windows Updates

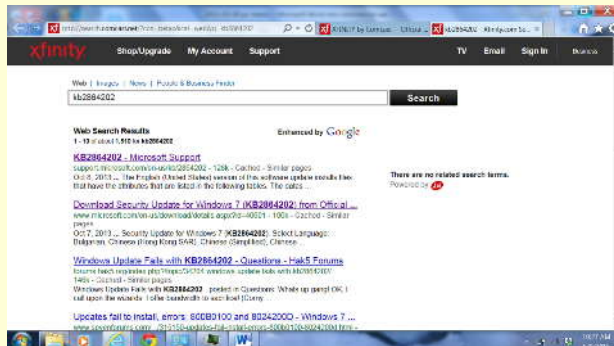


Remember to reverse this process so your settings are how you had them set up.

A Focus on Windows Updates

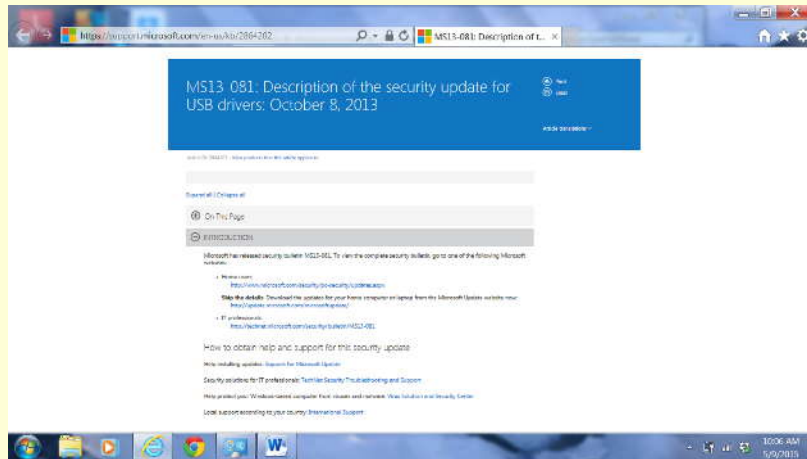
- If the single update (with Windows Update no longer automatic) fails, then try to download it and run as a standalone process:

Knowledge Base Support is useless, as it won't direct you to a link to download. Select the [Download](#) choice to manually pull this update.

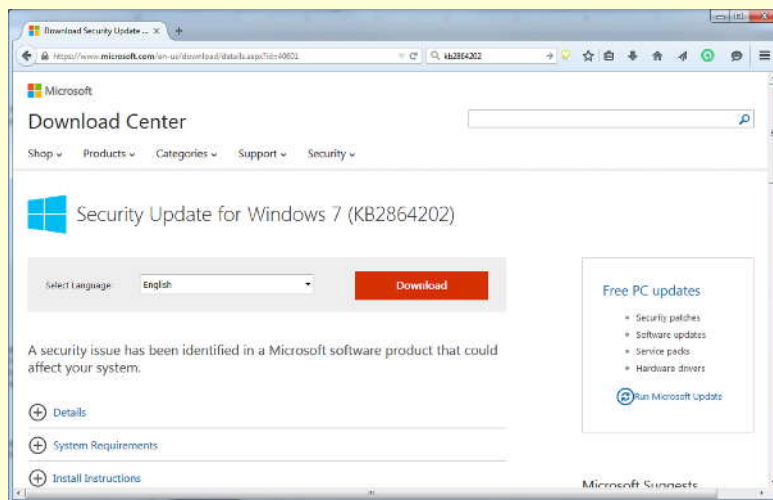


A Focus on Windows Updates

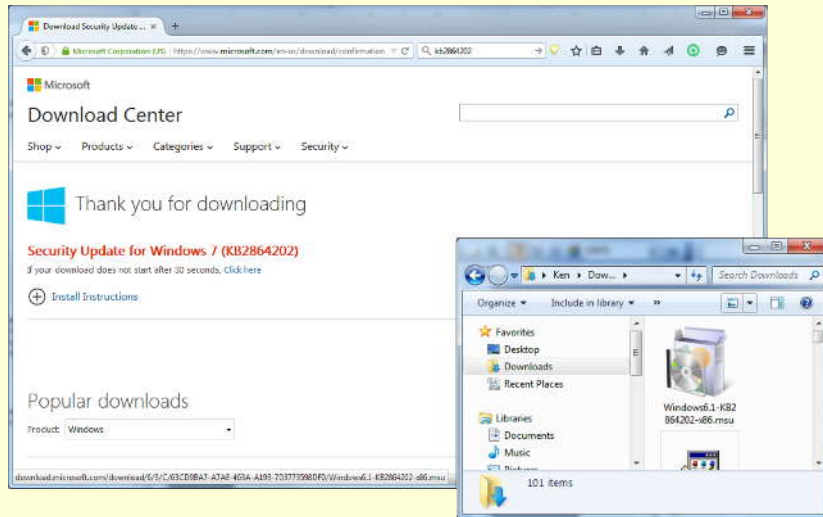
This is the Knowledge Base web page.



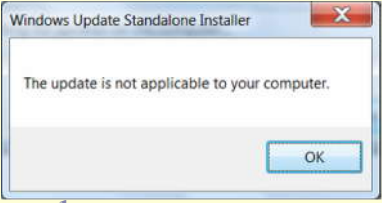
A Focus on Windows Updates



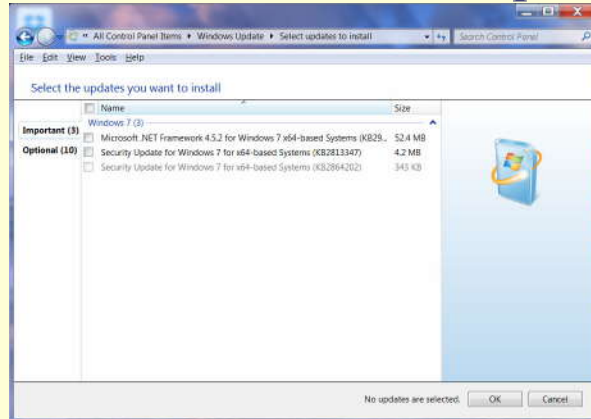
A Focus on Windows Updates



A Focus on Windows Updates

- And then you try to run it – Right Click and chose Run as Administrator.
- If you're lucky, it works.
- If not, failure:
A screenshot of a Windows Update Standalone Installer dialog box. The dialog box has a title bar that says "Windows Update Standalone Installer" and a close button (X). The main text inside the dialog box reads "The update is not applicable to your computer." There is an "OK" button at the bottom right of the dialog box.
- Next step: hide the update.

A Focus on Windows Updates

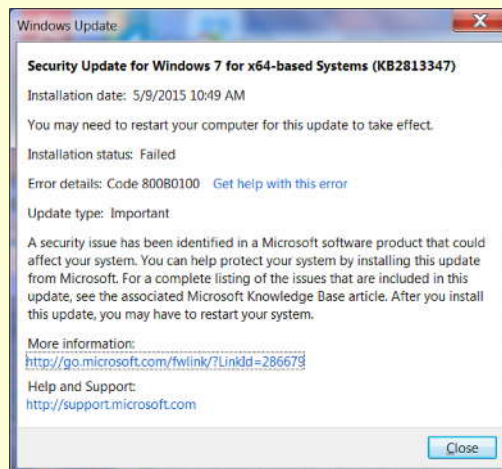


You should review the KB article for its details on what is actually being patched/fixes and decide if you can forego this particular update.

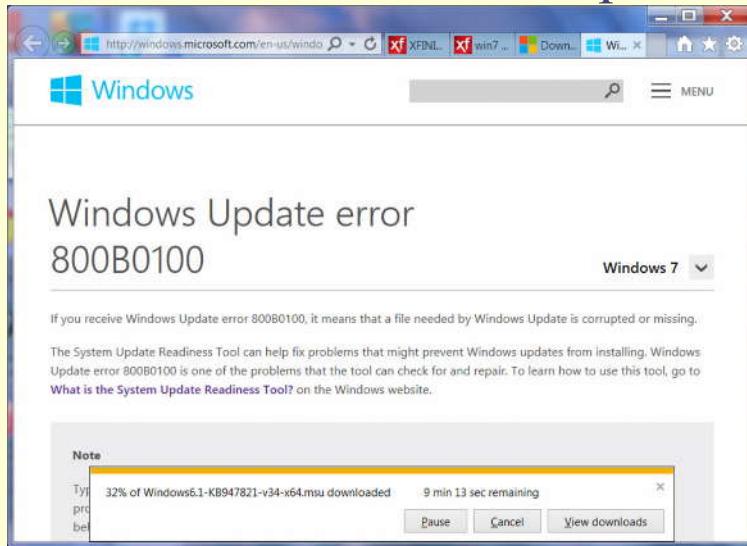
Right click on the specific update, choose Hide Update. It will be grayed out, and unselected. In the future, it will not show in the list of updates to be applied.

A Focus on Windows Updates

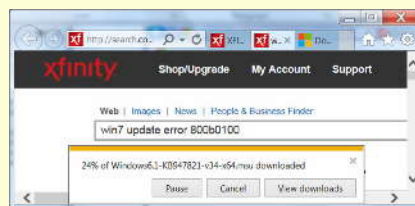
A different error



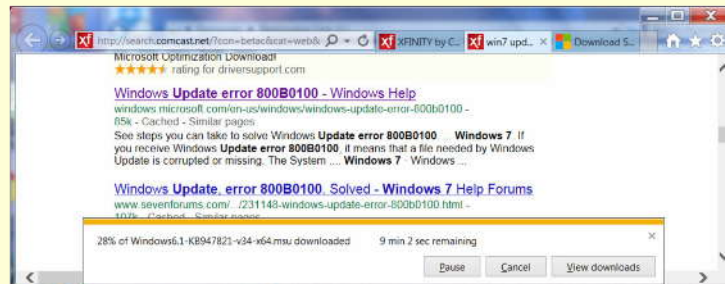
A Focus on Windows Updates



A Focus on Windows Updates



Using the tool is all fine and dandy. Click the "What is .." link and scroll down, or search for a microsoft.com link.



A Focus on Windows Updates

Change how Windows inst... What is the System Update...

windows.microsoft.com/en-US/windows | Search: lows update ei

Applies to Windows 7

The System Update Readiness Tool can help fix problems that might prevent Windows updates and service packs from installing. For example, an update might not install if a damaged system file prevents the update from recognizing the version of Windows that's running on your computer.

If your computer is having problems installing an update or a service pack, download and install the tool, which runs automatically. Then, try installing the update or service pack again.

To download and run the System Update Readiness Tool

1. Click the link in the table that corresponds to the version of Windows running on your computer.
 - To find out which version of Windows you're running, and whether it's a 32-bit (x86), 64-bit (x64), or Itanium-based system, click the **Start** button, right-click **Computer**, and then click **Properties**.

Windows version	Link to Microsoft Download Center
Windows Vista 32-bit (x86)	Download
Windows Vista 64-bit (x64)	Download
Windows 7 32-bit (x86)	Download

A Focus on Windows Updates

Microsoft

Download Center

Shop ▾ Products ▾ Categories ▾ Support ▾ Security ▾

Thank you for downloading

System Update Readiness Tool for Windows 7 for x64-based Systems (KB947821) [October 2014]

If your download does not start after 30 seconds, Click here

[Install Instructions](#)

Free PC updates

- Security patches
- Software updates
- Service packs
- Hardware drivers

17% of Windows6.1-KB947821-v34-x64-msu downloaded 10 min 50 sec remaining

[Pause](#) [Cancel](#) [View downloads](#) [Update](#)



A Focus on Windows Updates

- There is a specific System Update Readiness Tool for each version of Windows – and for 32-bit versus 64-bit systems. It’s a large download, takes time, and then takes at least 15-minutes to actually run.
- In the example, it ran 30 minutes. The result was to reboot, and then Windows Update found an additional 8 updates to run, 5 of which failed. After another reboot, the system was up-to-date!



A Focus on Windows Updates Schedules

- Microsoft will issue monthly batches of updates on the second Tuesday of the month, known as “Patch Tuesday”. These regular releases are fixes to Windows and Microsoft products, patching holes and errors discovered and meriting repair.



A Focus on Windows Updates

- Patch Tuesday occurs on the second, and sometimes fourth, Tuesday of each month in North America. As far as the integrated [Windows Update](#) (WU) function is concerned, Patch Tuesday begins at 18:00 or 17:00 [UTC](#) (10:00 [PST](#) (UTC-8) or 10:00 [PDT](#) (UTC-7)). The updates show up in Download Center before they are added to WU, and the [KB](#) articles and the Technet bulletin get unlocked even later.
- Microsoft has an apparent pattern of releasing a larger number of updates in even-numbered months, and fewer in odd-numbered months. Minor updates are also released outside Patch Tuesday. Daily updates consist of malware database refreshes for [Windows Defender](#) and [Microsoft Security Essentials](#). Sometimes there is an extraordinary Patch Tuesday, two weeks after the regular Patch Tuesday. Some updates could be released at any time.

From Wikipedia.org



A Focus on Windows Updates

- If a serious security breach is discovered and a patch is written for release “off cycle”, an update may occur at any time. These are particularly rare, and only happen when a major vulnerability is uncovered.



A Focus on Windows Updates

- When Microsoft “withdraws support” for a product, as with Windows XP on 8 April 2014, this means no further Microsoft Updates are planned. However, in May 2014, a vulnerability in IE8 was patched – IE8 is the latest version of Internet Explorer that run in Windows XP.




A Focus on Windows Updates

- Microsoft updates its other products which are still “under support” on the same schedule and using the same process as the Windows Update process. These include the Server versions and Office versions. Support for these products is subject to a similar live cycle as Windows, and Microsoft announces support withdrawal about a year in advance of support termination.



A Focus on Windows Updates

- An example of an Microsoft Update which can be less transparent than most is the release of a new version of Microsoft's browser, Internet Explorer. Typically, webmasters will ensure their web pages work with the two most recent versions.
- Service Packs are merged updates for Windows or Office, consolidating patches.



A Focus on Windows Updates Summary

- Microsoft Updates protect your system and improve functionality.
- Updates should be applied timely, either automatically or manually on a regular schedule.
- Avoid powering off or resetting a machine which is undergoing the update process.



A Focus on Windows Updates

- Comments
- Questions